



CP-310

Single PCS swing turnstile gate offers a high performance and high efficient method to ensure only authorized users are allowed access to each area of a building.

Examples of CP-310 gate applications:

- ticket control points and passenger traffic rights,
- airports or seaports,
- walkways for authorized personnel of business centers, banks, etc.
- access control points to protected entrances (e.g. state border offices, ministries, etc.),
- ticket and payment control points in museums, cinemas, exhibitions, fairs, entertainment venues, paid toilets or sports facilities, e.g. swimming pools, sports and entertainment facilities,
- access control and registration of working time, e.g. offices, factories, separate zones for an employee.

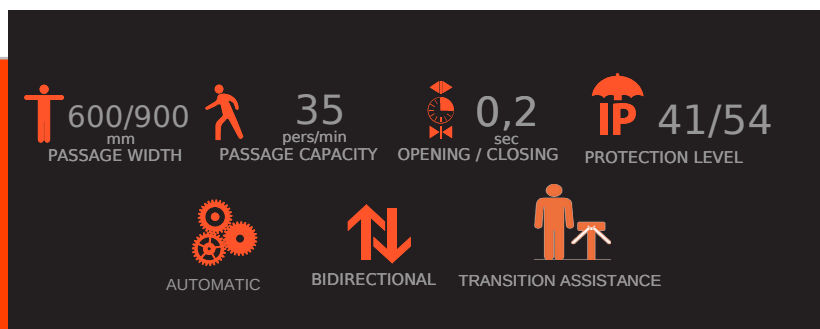


TECHNICAL SPECIFICATIONS

- **Gate Length:** 168 mm
- **Gate width:** 600/900 mm
- **Gate height:** 1050 mm
- **Standard mechanism:** Servo-drive
- **System operating temperature:** -30°C to +60°C

OPTIONS

- Possibility to install additional devices (passage counter, biometric and proximity RFID readers, coin acceptor, evacuation buttons, barcode and QR readers)
- LED Display



600/900 mm
PASSAGE WIDTH

35
pers/min
PASSAGE CAPACITY

0,2
sec
OPENING / CLOSING

IP 41/54
PROTECTION LEVEL



AUTOMATIC



BIDIRECTIONAL



TRANSITION ASSISTANCE





ELECTROTECHNICAL SPECIFICATIONS

- **Voltage:** AC (110-230)V, 50/60GHz;
- DC 24V;
- **Electromagnetic valve:** DC24V; +/- 5%;

Maximum power consumption 45W on transition.

POSSIBLE CONTROL

- Access control system 
- Push button panel 

In the event of a power failure, the gate will be unlocked in both directions.

OTHER FUNCTIONS OF THE CP-310 GATE

1. LED PICTOGRAMS

Visual signaling (diode pictograms) inform about the directions of possible traffic in the crossing section that are turned on and off. The red cross indicates that the crossing is not authorized, while the green arrow indicates that the pedestrian crossing is authorized.

2. ANTIPANIC FUNCTION

In the event of a power failure, the device remains unlocked to allow pedestrians to pass through the designated inspection area without obstruction.

3. BUILT-IN SENSOR SYSTEMS

The gates have built-in sensor systems that enable high-precision detection of such cases as, for example, an attempted unauthorized passage of two people on the basis of a single authorization or a passage of a person without authorization.

4. LOW POWER CONSUMPTION

CP-310 gates are designed and programmed in such a way as to consume as little current as possible during everyday use.

5. DROP-ARM

The mechanism of the device is equipped with an amendment from model to electromechanical electric motor CP-310 gates or a mechanical spring System CP-310 gates accompanying movements.

6. POSSIBILITY OF CONNECTION WITH OTHER TYPES OF GATES

The CP-310 gate can be combined with other types of gates. The CP-310 is perfectly compatible with smaller turnstiles or with tall gates such as sesam or cyclone. Thanks to this type of connection, a given facility can more efficiently control the access of more people on the premises.

7. OPERATION OF THE CP-310 GATE

The CP-310 gate is characterized by a good quality of workmanship and operation. The silent operation of the system during operation is one of the most important advantages of this gateway. The gates is made of 304 stainless steel, resistant to corrosion and ensuring long-lasting durability of the housing.

DIMENSIONS OF CP-310 GATE

