

FREEWAY TURNSTILE

SWEeper-SLIM

Sweeper-S fuses together all advantages of Sweeper model and new engineering solutions. Redesigned housing is huge advantage among other turnstiles in freeway turnstiles series. The width of one side housing is just 110 mm. It makes Sweeper- S model appropriate for any building with the limited space environment. It can operate in two models: normally closed and normally open. High safety glass leaves prevent not authorized access. Tenable top lead is equipped with card reader and LED display.



ULTRA SLIM HOUSING (110 MM) MAKES SWEEPER-S MODEL

APPROPRIATE FOR ANY INTERIOR WITH THE LIMITED SPACE ENVIRONMENT



ADVANTAGES

- The width of Sweeper-S cabin is only 110 mm
- Sweeper-S equipped with sensors that allows to detect tailgating
- Ultra quiet drive unit
- Successful combination of affordable price and high quality
- Customized surface finish and top lid
- Steadfast housing suitable for high traffic areas
- Solution for disabled and trolley access
- Can be integrated with any type of access control systems
- Low power consumption
- Low noise system operation
- Can be mounted on a mobile platform (CartPoland Frame-M)

STANDARD


- Wired remote control panel


OPTIONS

- Any access control systems upon request (e.g. passes counter, RFID device, coin acceptor push button, fingerprint, bar-code and QR-code reader etc.)
- Radio controller
- Heating function for external installation
- Automatic opening when power goes off

TECHNICAL SPECIFICATIONS	
Width, mm	Single pass (550) - 770 Two pass (550+550) - 1520
Length, mm	1334
Height, mm	1000
Weight, kg (not more)	Single pass - 160 Two pass - 240
Mechanism	Motorized

CONTROLLED BY:

 access control system;

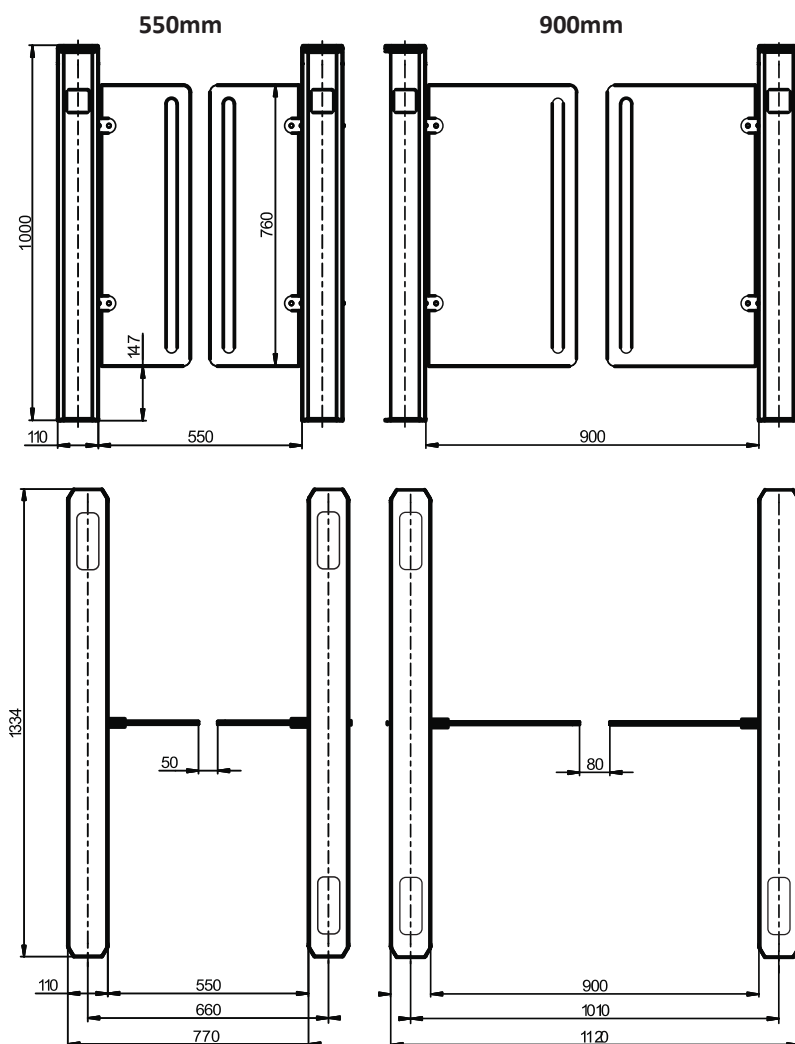
 manual control

When power goes OFF both directions are free.

ELECTRICAL SPECIFICATIONS

- Voltage:
 - from the AC (100-240)V, 50/60Hz;
 - from a DC source 12 V;
- Maximum power consumption on 155W per pass.

MATERIALS	
Standard housing	Brushed SS AISI 304
Available housing	Brushed SS AISI 316 Polished SS AISI 304 Polished SS AISI 316 Powder coated RAL
Top lid	Black glass



INSTALLATION AREAS

- Governmental Institutions
- Military Bases
- Nuclear Power Plants
- Production sites (Industrial Plants)
- Commercial areas
- Financial institutions
- Airport Premises
- Business (Office) Centers
- Hotels
- Sport Complexes
- Recreation areas
- Urban areas
- Education institutions
- others

*other materials and colors available optionally up on request.



